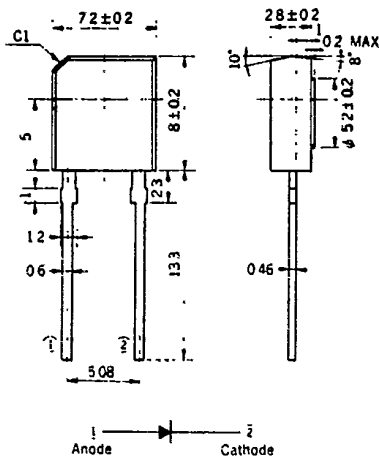


PHOTO DIODE PH302

PLASTIC MOLDED PIN PHOTO DIODE

PACKAGE DIMENSIONS (Unit: mm)



DESCRIPTION

PH302 is a photo diode with PIN structure. It has a wide photo-receiving area and high speed response enabling applications for various remote controlling equipments. The resin material itself used for the package has filter effect to pass only infrared.

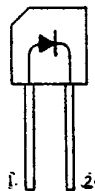
FEATURES

- Ultra high speed response. ($t_r, t_f = 50 \text{ ns}$)
- Coincidence of the wavelength of maximum sensitivity with that of an infrared LED. ($\lambda_s \text{ MAX.} = 940 \text{ nm}$)
- High sensitivity. (50 nA/lx)
- Wide dynamic range.

ABSOLUTE MAXIMUM RATINGS

Maximum Reverse Voltage ($T_a = 25 \text{ }^\circ\text{C}$)	V_R	32	V
Maximum Power Dissipation ($T_a = 25 \text{ }^\circ\text{C}$)	P_D	150	mW
Maximum Temperatures			
Junction Temperature	T_j	80	$^\circ\text{C}$
Storage Temperature	T_{stg}	-40 to +80	$^\circ\text{C}$

CONNECTION DIAGRAM



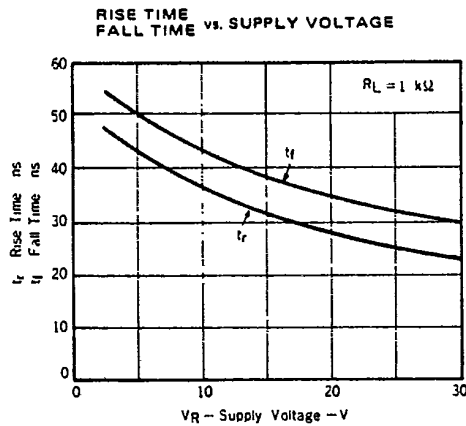
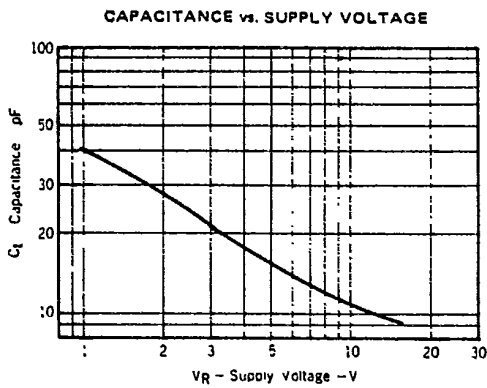
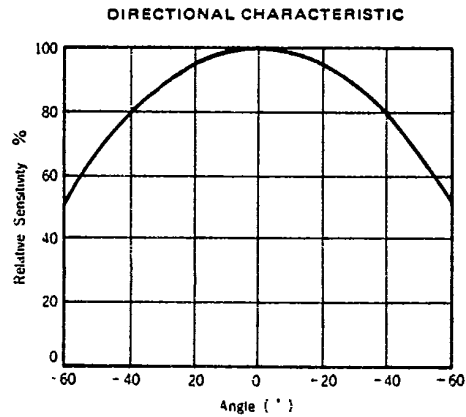
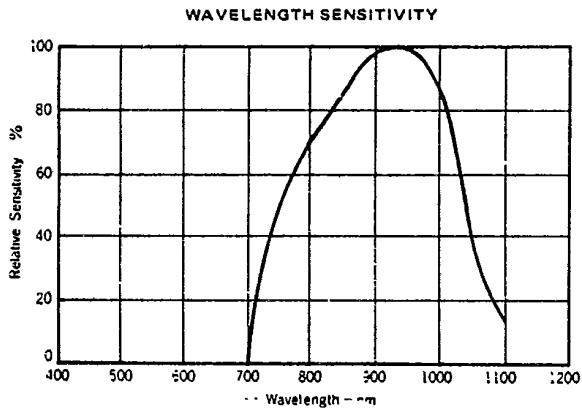
PH302

T-41-53

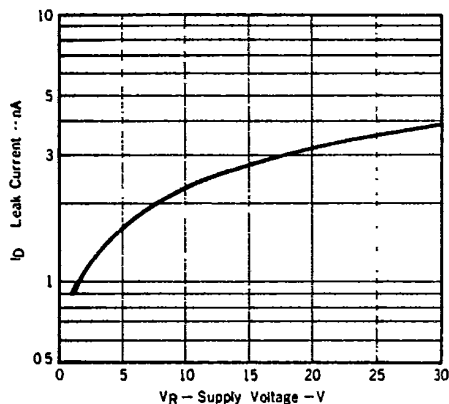
ELECTRO-OPTICAL CHARACTERISTICS (T_a = 25 °C)

CHARACTERISTIC	SYMBOL	MIN.	TYP.	MAX.	UNIT	TEST CONDITIONS
Dark Current	I _R			30	nA	V _R = 10 V
Wave length of the max. sensitivity	λ _{MAX.}		940		nm	
Quantum yield (Electron per photon)	η		0.88			λ = 940 nm
Spectral sensitivity	S	35	50		nA/lx	V _R = 5 V
Spectral sensitivity	S		0.6		A/W	λ = 940 nm
Open circuit voltage	V _L		285		mV	E _V = 100 lx
Open circuit voltage	V _L		365		mV	E _V = 1 000 lx
Rise and fall time of the photocurrent from 10 % to 90 % and 90 % to 10 % of the final value	t _r , t _f		125		ns	R _L = 1 kΩ, V _R = 0 V, λ = 940 nm
	t _r , t _f		50		ns	R _L = 1 kΩ, V _R = 5 V, λ = 940 nm
Capacitance	C _t		14		pF	V _R = 5 V, f = 1 MHz
Radiant sensitive area	A		9		mm ²	
Noise equivalent power	NEP		4.2 × 10 ⁻¹⁴		W/√Hz	V _R = 10 V
Detection limit	D		6.6 × 10 ¹³		cm√Hz/W	

TYPICAL CHARACTERISTICS (T_a = 25 °C)



LEAK CURRENT vs. SUPPLY VOLTAGE



LEAK CURRENT vs. AMBIENT TEMPERATURE

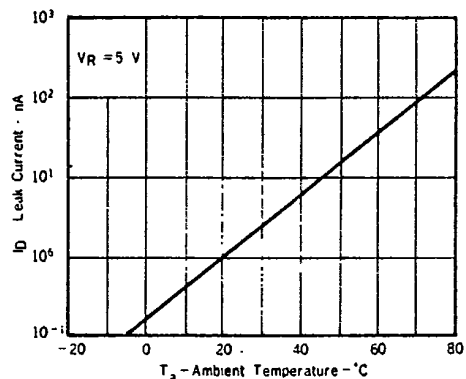
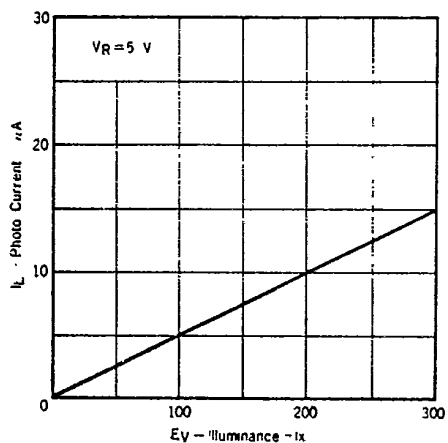


PHOTO CURRENT vs. ILLUMINANCE



RELATIVE vs. AMBIENT TEMPERATURE

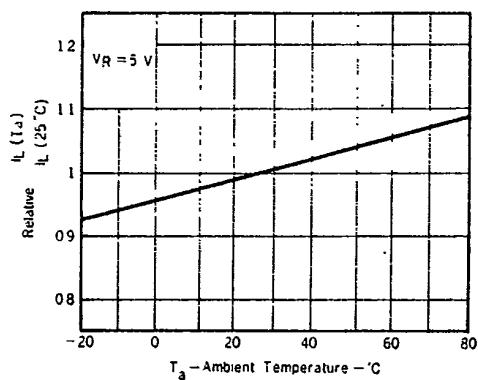


PHOTO CURRENT vs. SUPPLY VOLTAGE

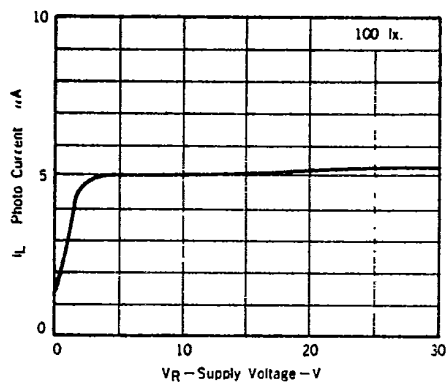
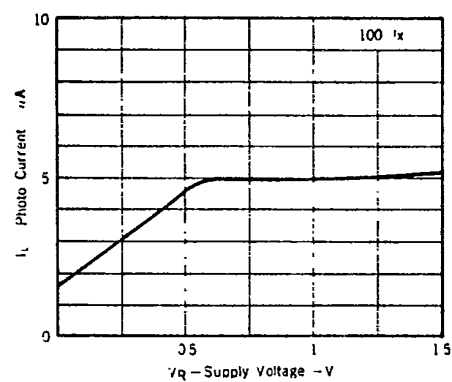
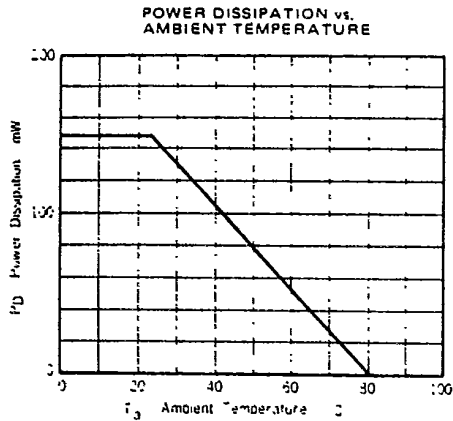


PHOTO CURRENT vs. SUPPLY VOLTAGE



PH302

T-41-53

**HANDLING PRECAUTIONS:**

1. The full resin-molded PH302 has generally a little less mechanical and thermal strength than other resin-molded semiconductor devices as they have less additives. Therefore please note on the following points.
 - (a) Soldering of leads should be made at the point 5 mm or more from the root of the leads at 260 °C and within 5 s.
 - (b) If the temperature of the molded portion rises in addition to the residual stress between the leads, the possibility that open or short circuit occurs due to the deformation or destruction of the resin will increase.
2. On cleaning the device:
 - (a) Cleaning with unsuitable solvent may impair the resin if the package and the following solvents should be used at the temperature of less than 45 °C and for less than 3 minutes of immersion time.
 - Ethanol, Methanol
 - Isopropyl-alcohol
 - (b) Ultrasonic cleaning will add some stress on devices. The degree of the stress differs depending on the oscillation output power, the size of the PCB and the mounting methods of the devices, therefore it should be confirmed by making an experiment at actual conditions that the cleaning does not have any problem on the devices.